



ONLY WITH CORIAN® - TACTILE - SEAMLESS - HYGIENIC - RENEWABLE - FORMABLE



Corian.

SOLID SURFACES





THANK YOU FOR CHOOSING CORIAN®

Corian® is the original solid surface material made only by DuPont™.

In choosing Corian® for your kitchen, bathroom or laundry, you and your family can now enjoy years of practicality from this elegant, hygienic and easy to live with product.

We'll show you how to get the best from your new Corian® through a series of simple everyday practices, ensuring your new surface's appearance and functionality are preserved for longer.

By nature, Corian® is easy to clean, easy to care for and easy to live with. However, Corian® is unlike any other material and there is a unique way to look after it. So let go of any assumptions you might have about caring for Corian®. The guidelines in this brochure will help to ensure that your Corian® benchtop surfaces, PURE Corian® sinks or vanity basins, DUO sinks or Evolution of Surfaces Bathroom Collection products will continue to perform for many years to come.

Like all premium decorative materials, Corian® responds best when handled with care.



QUICK SUMMARY INFORMATION

YOUR CORIAN®

Corian® will show light scratches and marks, particularly when it is new. Like many materials, dark and heavily pigmented colours and patterned or grained colours of Corian® are more sensitive and tend to show minor scratching and marks more readily than plain light colours.

YOUR CORIAN® FINISH

Your specific surface finish should always be taken into consideration when you clean and care for Corian®. The most popular surface finish in New Zealand is a satin finish (which has a slightly reflective look to the surface).

If you are unsure or need to know about your finish, please contact Evolution of Surfaces Ltd, the New Zealand Distributor of Corian® products, on 0800 CORIAN | 0800 267 426 or corian@evolutionofsurfaces.com.

CARING FOR YOUR CORIAN®

We've included some tips to help you best understand how to treat your Corian® surfaces, PURE Corian® sinks or vanity basins, DUO sinks or Evolution of Surfaces Bathroom Collection products, ensuring you get the most out of your investment in Corian® products.






These also outline how to care for the stainless steel base of your DUO sink.

CORIAN® CARE OPTIONS

When you're cleaning your surface, sink or basin, the "SIMPLE CLEAN" and the "DEEP CLEAN" are typically the only methods that you need to use. Always start with the easiest cleaning solution first e.g. the "SIMPLE CLEAN".

TIPS TO PREVENT DAMAGE TO YOUR CORIAN®

– surfaces, PURE Corian® sinks and vanity basins, DUO sinks and Evolution of Surfaces Bathroom Collection products.

		DESCRIPTION	BEST PREVENTION TIP
	PREVENTING CUTS & HEAVY SCRATCHES	<p>Deeper and more obvious cuts & scratches.</p> <p>PLEASE NOTE - light scratches & marks will be more apparent when your Corian® surface, DUO sink, PURE Corian® sink or basin is new.</p> <p>Do not try to remove new scratches or marks as this may cause the finish of the Corian® to appear dull in patches. Allow the Corian® to gain its own lustre or patina surface finish – this will happen with everyday use.</p> <p>Have confidence in knowing that at any stage during the life of your kitchen, vanity or laundry top, an Authorised Corian® Fabricator can re-sand and buff it to make it appear like new again (unlike many other surface products).</p>	<p>To avoid unnecessary marks, Corian® should NOT be used directly as a cutting surface. Always use a separate cutting board.</p> <p>Avoid sliding heavy or sharp items across the surface e.g. oven trays, cookware, bottles, etc.</p>
	PREVENTING EXCESSIVE HEAT DAMAGE	<p>Although Corian® resists high temperatures, hot pans and heat emitting appliances such as electric frying pans should not be placed directly on a Corian® surface.</p> <p>Modern appliances reach higher temperatures quicker and often hold heat longer. In addition, certain cooking methods may cause heat to reflect onto your benchtop, leading to heat build-up that may damage your surface.</p> <p>PLEASE NOTE – damage caused by excessive heat is not covered by your Warranty.</p>	<p>Never put hot pans, in particular hot cast iron pots or hot casserole dishes directly on a Corian® surface or in a Corian® sink.</p> <p>Always use a heat pad or a pot stand or trivet with rubber feet for cookware, or leave cookware to cool on the stovetop first as such intense heat can damage most surfaces.</p> <p>Always use the correct size pot or pan for the burner. Place it centrally.</p> <p>A pot or pan that protrudes out over the Corian® will result in heat being reflected onto the Corian®, possibly leading to unnecessary heat damage. This is particularly important for gas cooktops containing a wok burner. Remember, a wok burner is designed for a wok, not flat bottomed saucepans.</p> <p>Do not use row burners as one e.g. for a large flat bottomed cast iron pan, as it has the same effect.</p> <p>To reduce heat, turn the burner down instead of pulling the pot or pan partially off the heat source.</p>
	PREVENTING BOILING WATER DAMAGE WITH PURE CORIAN® SINKS	<p>Boiling water from an instant boiling hot water tap or jug or pot may cause damage in and around your PURE Corian® sink. Discolouration, light cracking or “crazing” may occur.</p> <p>PLEASE NOTE – damage caused by excessive heat is not covered by your Warranty.</p>	<p>A container should be used to collect boiling water or a cold tap should be run at the same time that the boiling water is poured into your PURE Corian® sink.</p> <p>If you have a DUO sink (with Corian® sides and a stainless steel base) then this will not be an issue.</p>
	PREVENTING COMMON STAINS	<p>Common household spills such as vinegar, coffee, tea, lemon juice, red wine, dyes, tomato sauce & some spices MAY mark your Corian® surface if left for EXTENDED periods.</p>	<p>Wipe up the spill using the “SIMPLE CLEAN” method – a clean damp sponge or cloth.</p> <p>PLEASE NOTE – stubborn stains can generally be removed by using the “DEEP CLEAN” method.</p>
	PREVENTING CHEMICAL DAMAGE	<p>Be aware of what your Corian® surface has been exposed to. Harsh chemicals such as paint removers, oven cleaners, drain cleaners, etc. may damage the surface.</p>	<p>Flush harsh chemicals immediately with plenty of water. Use non-acetone based nail polish removers to remove most types of nail polish.</p>

CARING FOR YOUR CORIAN®

– surfaces, PURE Corian® sinks and vanity basins, DUO sinks and Evolution of Surfaces Bathroom Collection products.

SIMPLE CLEAN

DAY-TO-DAY CLEANING

By its nature, Corian® is easy to clean and care for. As a general rule, when caring for Corian® always start with a “SIMPLE CLEAN”.

PLEASE NOTE – abrasive cleaning pads should NOT be used on your Corian® surface, sink or basin.

MANAGING DAY-TO-DAY SPILLS

After food preparation, cooking or general use, simply wipe your Corian® surface, sink or basin with a clean damp sponge or cloth. A dish brush can be used to clean the join where the Corian® meets the stainless steel on the DUO sink.

Thanks to the non-porosity of Corian®, this will hygienically clean your Corian® surface, sink or basin.

MOST DIRT & GRIME

Use soapy water or an ammonia based cleaner such as Ajax™ Spray'n'Wipe™ along with a clean damp sponge or cloth.

Rinse clean.

WATER MARKS

Wipe your Corian® surface with a clean damp sponge or cloth, then towel dry. Water can leave visible marks on Corian® (especially hard water which contains a higher mineral content) just as on glassware, which is why it should be buffed dry with a clean soft cloth.

IF MARKS PERSIST, TRY THE METHOD OUTLINED UNDER ‘DEEP CLEAN’ FOR STUBBORN STAINS.

DEEP CLEAN

STUBBORN STAINS

For more stubborn stains such as fats and oils, food preparation stains or discolouration, soap build-up and lime-scale, you will need to occasionally give your Corian® surface, sink or basin a more thorough clean and refresh using a mild abrasive cream cleanser like Jif™ cream cleanser or Ajax™ cream cleanser.

Firmly wipe your Corian® surface, sink or basin with a clean damp cloth and a mild abrasive cream cleanser using a wide circular motion. Always finish by rinsing and wiping your surface with a clean damp sponge or cloth.

For your PURE Corian® sink – use detergent to remove all the fat and oil of normal food preparation. Spray with a mixture of 3/4 liquid household bleach and 1/4 water. Leave for a few hours or overnight (with a max. time of 16hrs). Then rinse with a clean damp cloth.

For your DUO sink stainless steel base – use a specific stainless steel cleaner such as Hillmark® Steel Kleen®.

PLEASE NOTE – abrasive cleaning pads should NOT be used on your Corian® surface, sink or basin.

LIGHT MARKS & SCUFFS

Most light marks and scuffs may be removed by wiping your Corian® surface firmly with a clean damp sponge or cloth, and a mild abrasive cleaner.

However, if this technique fails to work, please contact Evolution of Surfaces Ltd, the New Zealand Distributor of Corian® products on 0800 CORIAN | 0800 267 426 or corian@evolutionofsurfaces.com to personally discuss other care options.

Please be aware, using an abrasive cleaner on your Corian® surface may change the surface finish sheen level.

PLEASE NOTE – abrasive cleaning pads should NOT be used on your Corian® surface, sink or basin.

WITH CORIAN® YOU CAN TAKE COMFORT IN KNOWING THAT SHOULD YOUR CORIAN® SURFACE BE ACCIDENTALLY DAMAGED, ALL BUT THE MOST SEVERE DAMAGE CAN BE REPAIRED ON SITE.

CORIAN® RESIDENTIAL INTERIOR WARRANTY

– surfaces, PURE Corian® sinks and vanity basins, DUO sinks and Evolution of Surfaces Bathroom Collection products.

With your new Corian® surface comes the quality assurance provided by the 10-Year Installed Limited Warranty (the “Warranty”).

The Warranty is offered to you by DuPont™ (Australia) PTY Limited of Level 3, 7 Eden Park Drive, Macquarie Park NSW 2113 Australia.
Phone Contact: +61 2 9923 6111

This Warranty applies to the owner of a permanent installation of a Corian® surface, integrated sink or basin only when installed by a DuPont™ Authorised Fabricator and/or Installer and following all DuPont™ recommended procedures for fabrication and installation (the “Installation”).

Subject to the terms of this document, DuPont™ warrants to the owner of the Installation that DuPont™ will repair or replace, without charge, Corian® surface material (the “Product”) if the Product fails due to any manufacturing defect during the first 10 years following initial installation.

This Warranty applies from the date of completion of Installation for a period of 10 years thereafter subject to the following conditions:

1. The Installation is completed after 1st December, 2013 and is for residential use in New Zealand
2. The Installation is internal and has not been moved from the original place of Installation. The Warranty does not apply to external applications of the Product.
3. The Corian® surface is maintained according to the Corian® Care Brochure dated from April 2014 (the “Care Brochure”). A copy of the Corian® Care Brochure may be obtained free of charge by contacting DuPont’s™ authorised distributor, Evolution of Surfaces Ltd, on 0800 CORIAN | 0800 267 426. or by visiting www.corian.co.nz. Failure to follow the instructions in the Corian® Care Brochure may void this Warranty.

4. This Warranty DOES NOT COVER:

- a. Physical, chemical or other abuse including any use of the Installation that is unreasonable considering the normal and expected uses of such an installation in a residence. For example, this Warranty does not cover; damage from vandalism, use of improper cleaning solutions, damage from leaving substances such as bleach or drain cleaner on the product without prompt cleaning, damage from dropping heavy objects on the Corian® surface or walking and/or standing on the Corian® surface.
- b. Damage caused by excessive heat, for example exposure to heat to such a degree that white marks/rings, cracks or crazing appear on the Corian® surface. CAUTION : Cracking of the Corian® surface around a hot plate may appear where (i) cookware that is on or partially on a heating element is permitted to overhang the bench top causing excessive heat build-up or (ii) from using high temperatures for excessively long periods of time. Common sense should be exercised by using a rubber-footed trivet when putting a hot object directly from a heat source onto the Corian® surface or when exposing the Corian® surface to heat.
- c. Any damage to the Corian® surface caused by or arising out of improperly installed, used or maintained appliances (including garbage disposals) which are either built into the Corian® surface or placed or stored on the Corian® surface.

** DUO sinks are not warranted for use with garbage disposals such as waste masters and insinkers.*

- d. Scratching of the Corian® surface.
- e. Damage to the Corian® surface where the Corian® surface is installed behind gas cooking appliances as a splash back or coved up-stand, where the face of the Corian® surface is less than 200mm from the edge of the closest gas burner.
- f. Damage caused by acts of God, or other incidents/occurrences beyond the control of DuPont™, including without limitation, fire, theft, storms, floods.
- g. Damage occurring to Installations in applications such as saunas, steam rooms, outdoors, BBQ installations and flooring unless otherwise agreed to by DuPont™ in writing.
- h. Damage caused by water or other forms of moisture being absorbed into the substrate of the benchtop.
- i. Flaws in the appearance of your Corian® surface material caused by workmanship or fabrication and installation techniques that are not in accordance with DuPont™ recommended procedures for fabrication and installation.
- j. Damage caused by post installation settlement, swelling or changes to the underlying substrate, cabinetry or structure, or house structure, including walls, floors and window frames.
- k. Damage to sinks caused by boiling water from instant boiling water taps.

- 5.** This Warranty applies to the use of Corian® surface material in benchtops, interior vertical applications, splashbacks, DuPont™ manufactured sinks and basins ONLY.*

* *The exact same Warranty quality assurances and conditions apply to the DUO sinks which contain Corian® plus a stainless steel base, as well as the Evolution of Surfaces Bathroom Collection products. This Warranty is backed solely by Evolution of Surfaces Ltd.*

PURE Corian® sinks or vanity basins, DUO sinks or Evolution of Surfaces Bathroom Collection products are designed to work in conjunction with Corian® surfaces only. Not only is it not recommended - NO Warranty applies if they are integrated or fabricated in conjunction with other surface brands or products.

- 6.** This Warranty applies to seam performance but not seam appearance, for example a visible join evident in your Corian® benchtop would not be considered a defect under this Warranty.
- 7.** The Installation must be fabricated and installed following all DuPont™ specified procedures for the fabrication and installation of Corian® surface material.
- 8.** DuPont™ will repair or replace any area of the Installation that has a product manufacturing defect covered by the terms of this Warranty. If repair is not possible, DuPont™ or your Authorised Fabricator or service agent will replace the defective area of the Installation. DuPont™ will pay for:
- the cost of the Corian® surface material,
 - labour involved in the removal and replacement of the original installation of the Corian® surface material,

- c.** plumbing and electrical connections.

You will be responsible for any other costs associated with, or arising out of, the repair or replacement.

- 9.** DuPont™ cannot guarantee that the colour of any material used to aid a repair will be an exact colour match to the existing Installation. Slight variations in batches of Corian® surface material may occur.
- 10.** Samples of the Corian® product which you may be provided with prior to your purchase are only representative and are not an exact replication of what will be installed in your home. Slight variations in the colour and tone of the background are to be expected with this product. This does not affect the product performance in any manner and is not a defect.
- 11.** In the case of either a repair or a replacement occurring under this Warranty, the Warranty will continue from the original date of the Installation and not from the date of the repair or replacement.
- 12.** To qualify for repair or replacement, the owner must provide a copy of the completed Corian® Warranty documentation, the original sales receipt or other documentation acceptable to DuPont™ which demonstrates proof of purchase of the Corian® surface material, clearly showing the date of purchase, address of the Installation and that the Installation was performed by a DuPont™ Authorised Corian® Fabricator/Installer.
- 13.** Your Corian® surface product may suffer varying degrees of wear and tear, including scratching during normal use. This is not a defect in your product and the benefit of your Corian® surface product is that any scratches, scuffs and other marks associated with normal wear and tear can be removed via a sanding and buffing process which DuPont™ recommends is

completed by an Authorised Corian® Fabricator (at your cost).

- 14.** This Warranty is transferable from a previous home owner to a new home owner within the 10 year period from the original Installation. This is subject to the new home owner submitting a new Warranty form to cover the remainder of the 10 years, which can be done at www.corian.co.nz.
- 15.** Any modification to the Corian® surface product post its installation may void this Warranty.
- 16.** No representative, dealer, sales person of any other party is authorised to make any Warranty or promise on behalf of DuPont™ with respect to the Corian® product. No terms or conditions other than those stated herein or provided by law, and no agreement or understanding, oral or written, in any way purporting to modify this Warranty shall be binding upon DuPont™ unless made in writing and signed by an authorised employee of DuPont™.
- 17.** This Warranty is governed by the laws applicable in New Zealand. The courts of New Zealand shall have exclusive jurisdiction over any dispute arising out of or in connection with this Warranty.
- 18.** To obtain service under this Warranty please contact DuPont's national Corian® distributor, Evolution of Surfaces Ltd.

Nothing in this Warranty is intended to limit any condition, Warranty, right or remedy available pursuant to any New Zealand legislation, except to the extent permitted under such legislation.

The Warranty terms and conditions apply to Corian® surfaces, PURE Corian® sinks and basins, DUO sinks and Evolution of Surfaces bathroom products that have been purchased, fabricated and installed in New Zealand only.

As the New Zealand Distributor of Corian® products, Evolution of Surfaces Ltd is committed to providing you with the highest levels of customer care. Should you have any questions about caring for your Corian® surfaces, PURE Corian® sinks or vanity basins, DUO Sinks or Evolution of Surfaces Bathroom Collection products, please call our Customer Care line on **0800 CORIAN | 0800 267 426** or email us at **corian@evolutionofsurfaces.com**

DuPont's™ Authorised Distributor – Evolution of Surfaces Ltd

© Copyright 2013. E.I. DuPont™ deNemours & Company and Evolution of Surfaces Ltd.

Corian® is a DuPont™ registered trademark for its solid surfaces. Only DuPont™ makes Corian®.

EFFECTIVE DECEMBER 2013



ONLY WITH CORIAN® - TACTILE - SEAMLESS - HYGIENIC - RENEWABLE - FORMABLE



Corian.

SOLID SURFACES



Kitchen on front cover designed by Kathryn Watson from Advanced Joinery, photography by Snapphotography.
Kitchen on back cover designed by Maggie McGuire.